

# PE 2021

*by* Mansur Mansur

---

**Submission date:** 26-Sep-2022 03:21AM (UTC-0400)

**Submission ID:** 1909239263

**File name:** PE\_Mansur.pdf (550.67K)

**Word count:** 4541

**Character count:** 23828

doi:10.15199/48.2021.11.08

## Hybrid renewable energy generation planning for isolated microgrid in Indonesia with metaheuristic approach

**Abstract.** This paper presents an optimal planning for the configuration of a hybrid microgrid generating system based on the results of renewable energy potentials, which are photovoltaic (PV), wind turbine (WT), micro-hydro (MH) and batteries. Battle Star Galactica Starcraft Particle Swarm Optimization (BSG-Starcraft PSO) algorithm is used to determine the optimal generation size based on the local energy potential. The case study is located in an isolated area, namely Tangkeno area of Kabaena Island, Bombana Regency, Southeast Sulawesi, Indonesia which is used to verify the proposed method. The optimization results for this study are number of wind turbine (WT) required is 27 units with capacity of 180 Watt each and total capacity of 4.86 kW the number of solar panel (PV) needed is 231 units with capacity of 195 Watt each and total capacity of 44.85 kW. Hence the total capacity for renewable energy generation is 49.73 kW. The results of the comparison between the BSG-Starcraft PSO algorithm and PSO showed that by using the BSG-Starcraft PSO provided optimal and faster solution compare to PSO.

**Streszczenie.** W artykule przedstawiono optymalne planowanie konfiguracji hybrydowego systemu wytwarzania mikrościeci w oparciu o wyniki potencjałów energii odnawialnej, którymi są fotowoltaika (PV), turbina wiatrowa (WT), mikrohydro (MH) i akumulatory. Algorytm Battle Star Galactica Starcraft Particle Swarm Optimization (BSG-Starcraft PSO) służy do określenia optymalnej wielkości generacji w oparciu o lokalny potencjał energetyczny. Studium przypadku znajduje się na odosobnionym obszarze, a mianowicie obszarze Tangkeno na wyspie Kabaena, Bombana Regency, południowo-wschodnie Sulawesi, Indonezja, który służy do weryfikacji proponowanej metody. Wyniki optymalizacji dla tego badania to liczba wymaganych turbin wiatrowych (WT) to 27 jednostek o mocy 180 W każda i łącznej mocy 4,86 kW liczba potrzebnych paneli słonecznych (PV) to 231 jednostek o mocy 195 W każda i całkowita moc 44,85 kW. Stąd łączna moc wytwarzania energii odnawialnej wynosi 49,73 kW. Wyniki porównania algorytmu BSG-Starcraft PSO i PSO wykazały, że zastosowanie BSG-Starcraft PSO zapewniło optymalne i szybsze rozwiązanie w porównaniu do PSO. (Hybrydowe planowanie wytwarzania energii odnawialnej dla izolowanej mikrościeci w Indonezji z podejściem metaheurystycznym)

**Keywords:** Microgrid, renewable energy, BSG-Starcraft PSO algorithm

**Słowa kluczowe:** mikrościeć, energia odnawialna, hybrydowe wytwarzanie energii.

### Introduction

A microgrid is a power generation technology system that uses several renewable energies [1] such as wind turbines, solar energy, and batteries as energy storage [2, 3]. Basically microgrid system can be seen as future electricity generation system because a microgrid system combines several types of generation from renewable energy that does not cause air pollutions [4-6]. Therefore, development of microgrid technology is expected to be a solution to handle development of electrical energy in remote areas and island areas by using local renewable energy sources to meet electrical energy needs in related area [7-9].

Previous researchers have carried out many different studies on microgrid using diesel generation. However diesel generation which used fuel is generally known inefficient due to some factors such as operating cost is expensive and also not environmentally friendly [10-12]. The goal of this research is about optimal sizing to select the size that is the best for hybrid energy generation isolated microgrid by using BSG-Starcraft PSO. The method is tested for an island in Indonesia, that is Tangkeno area in Kabaena Island.

There are many optimization methods have been developed to improve quality of microgrid system such as searching optimal sizing for hybrid generation [15]. For example, Sasidhar and Kumar studied concerning optimal sizing for PV-wind energy system by using Genetic Algorithm (GA) and PSO [13]. Alawani and Kimball studied optimal sizing for designing a microgrid system which consist of wind/solar/battery by using forever power method [14]. Next Samy et al. conducted study by using Flower Pollination Optimization (FPO) algorithm for an off-grid PV-fuel cell hybrid renewable system [15].

In this paper, BSG-Starcraft PSO method is proposed to get best solution for Tangkeno area of Kabaena Island, South East Sulawesi, Indonesia to calculate amount generation renewable energy sources optimally based on existing potential. Development of the application of algorithms for calculating optimal sizing in using renewable energy plants for microgrid especially in isolated areas very suitable for many places including in Indonesia [16].

### Microgrid system

A microgrid system connects several generations from different renewable energies to generate electrical energy. Microgrid generation system in this study is designed without diesel generators as shown in Fig. 1. The microgrid system contains an inverter that convert DC electrical energy sources from photovoltaic, wind and micro-hydro energy to use AC electrical energy, then the excess energy generated is stored in the battery to be used during peak load hours.

### Microgrid configuration system

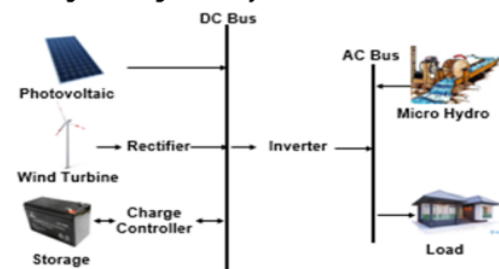


Fig. 1. Proposed microgrid system.

As can be seen from Fig.1, developed microgrid system consists of PV, wind turbine, and micro-hydro as main energy source for system, and batteries to store energy with intention to ensure uninterrupted power supply when production of energy electricity from main sources is deficit.

Renewable energy generation such as wind turbine, micro-hydro, and PV panels are installed for hybrid power generation. The charger controller functions to control the generator capacity installed in the microgrid system. The PV panels and wind turbines are connected to DC bus then the bus inverter is connected to AC bus. Micro-hydro power plants connected the AC bus supply electricity into the system [17,18].

### Electrical load profile

The main daily load in the Tangkeno area for electricity consumption needed by the community consists of housing, schools, health office, mosque, and village office. In general, loads are used for lighting loads and other electrical equipment. The load profile for Tangkeno area can be seen in Table 1. It shows distribution of hourly electrical load according to existing consumers. Next, Table 2 provides information concerning electricity energy consumption according to the unit and type of used equipments. As can be seen from Table 2, total energy consumption per day is 537,070 Wh therefore total energy consumption in one month is 16,112,100 Wh, and one year amounted is 193,345,200 Wh

Fig. 2 shows the profile consumption daily according to load demand. The daily consumption profile varies according to the load. The profile consumption informs a 24 hours the day with the highest consumed day between hour 18 to 22.

Table1. Electricity needs for Tangkeno area

Facility	Number of Unit	Power Needs (W)	Total Power (W)
Houses	170	450	76.500
Elementary school	1	450	450
Junior high school	1	450	450
Health center for community	1	900	900
Mosque	1	900	900
Village office	1	900	900
Total			80,100 W 80 kW

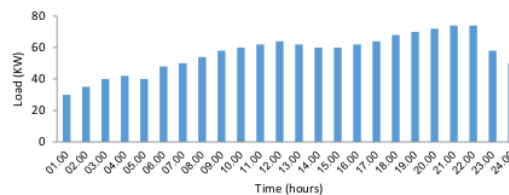


Fig. 2. Load profile.

Table 2. Power of day for Tangkeno area

No	Unit	Type of Equipment	Quantity	Multiplier	Power (W)	Average Usage (hour)	Energy Consumption (Wh)
1	Residential houses	General room lights	4	170	20	12	163,200
		Special room lights	3	170	10	12	61,200
		Television	1	150	100	12	180,000
		Fan	1	170	80	4	54,400
		Iron	1	170	150	2	51,000
		Radio	1	170	30	4	20,400
2	Elementary school	Lamp	7	1	20	8	1,120
		Fan	1	1	80	4	320
		Speaker Set	1	1	100	1	100
3	Junior high school	Lamp	7	1	20	8	1,120
		Fan	1	1	80	4	320
		Speaker set	1	1	100	1	100
4	Public health center	Lamp	4	1	20	8	640
		Iron	1	1	80	4	320
		Medical tools	1	1	350	1	350
5	Village office	Lamp	4	1	20	8	640
		Iron	1	1	80	4	320
		Equipment electrical	1	1	350	1	350
6	Mosque	Lamp	3	1	20	10	600
		Iron	1	1	80	4	320
		Radio	1	1	30	5	150
		Speaker set	1	1	100	5	500
Total							537,070

### Solar photovoltaic panel

Photovoltaic is a source of renewable energy power generation that converts energy from sunlight into electrical energy without producing gas emissions. The power of PV is highly dependent on solar radiation conditions and temperature [19-22]. The parameters to the PV module, PV will be tested on a standard test condition (STC) which occurs when the PV radiation conditions are 1000 W/m<sup>2</sup> and the conditions are at a cell temperature of 25 °C. The output power for PV panel is based on Eq. (1) [23].

$$(1) \quad P_{PV} = \eta_{PV} A I_r(t) [1 - 0.005(T_o(t) - 25)] \quad \forall t > 0$$

where  $P_{pv}$  is output power of the module when radiation (W),  $\eta_{PV}$  is panel efficiency (%),  $A$  is surface area of the solar panel (m<sup>2</sup>),  $I_r$  is actual radiation (W/m<sup>2</sup>). The cell temperature is in °C.

### Wind turbine

A wind power plant is a power plant that converts wind power into electricity. The wind that blows towards the wind turbine will move the fan and will rotate the generator producing electrical energy. The power generated in the generator depends on existing wind speed to rotate wind

turbine. The calculation of wind speed output power is given in Eq. (2) [24].

$$(2) \quad P_{Wind} = \frac{1}{2} \rho A C_p V_{Wind}^3$$

where  $P_{Wind}$  is output power for wind turbine (W),  $\rho$  is air density ( $\text{kg/m}^3$ ). Meanwhile  $A$  is the swept area for wind turbine blades,  $C_p$  is wind efficiency turbine, and  $V_{wind}$  is wind speed (m/s).

### Microhydro

Microhydro power plants convert the potential of energy of hydropower into electrical energy by utilizing a stream of water in the form of a river that has a water discharge and a high head which can produce electrical energy. Determination of potential power generated is as follows [25,26].

$$(3) \quad P_{MH} = g \cdot \eta \cdot h \cdot Q_{design}$$

where  $P_{MH}$  is output nominal power (kW),  $g$  is acceleration of gravity ( $\text{m/s}^2$ ),  $\eta$  is efficiency,  $h$  is the gross head (m), and  $Q_{design}$  is water flow ( $\text{m}^3/\text{s}$ ).

### Battery

The battery converts chemical energy into electrical energy. The battery serves to store electrical energy. When energy produces from renewable energy is more than the energy supplied to the load, then energy will be stored in battery. Next if energy produced from renewable energy is not enough, the battery will supply the load. Determination of battery capacity is as in Eq. (4) [27].

$$(4) \quad \text{Battery Capacity (Ah)} = \frac{E_{Load} \times \text{Days of outonom}}{DOD \times \eta_{bat} \times V_{bat} - nom}$$

Where Days of outonom = 4,  $DOD_{max} = 0,75$ , efficiency battery = 0,85,  $V_{bat-nom} = 12$ .

The number of batteries required is computed by using Eq. (5) [28].

$$(5) \quad N_{ba} = \frac{\text{Battery capacity}}{\text{nominal battery capacity}}$$

The inverter is a power electronic circuit used to convert or change direct voltage (DC). The inverter capacity can be calculated by considering the addition of 15% of the power capacity served by assuming an inverter efficiency value of 0.95. The inverter capacity can be determined by using Eq. (6) [28].

$$(6) \quad P_{inv} = \frac{P_{peak} - Load \times 1,15}{\eta_{nv}}$$

If electricity production of microgrid is higher than load, power can be stored in the battery. However, characteristic of battery is affected by State Of Charge (SOC) condition. For SOC battery, if SOC = 0 then the battery is empty, and if SOC = 100% then the battery is full. The process of charging and discharging the battery must consider the constraints of the battery  $SOC_{min} \leq SOC \leq SOC_{max}$ . Usually values are limited to a value of  $20\% \leq SOC \leq 80\%$  to protect battery from damage and battery life.

### Optimal sizing method

The study obtains the optimal size of a generation consisting of solar panels, wind turbines and micro-hydro power plants by using BSG-Starcraft PSO [29,30].

### Objective functions

This study aims to optimize developed microgrid system for Tangkeno area which consist of PV and wind turbine.

Therefore it is needed to determine the amount of hybrid power generated from PV unit and wind turbine to fulfill load demand namely 50 kW (as 30 kW is supplied by microhydro system) by using Eq. (7) [31].

$$(7) \quad P_{CG} = N_{WT} P_{WT} + N_{PV} P_{PV}$$

where  $P_{CG}$  is the total power wind turbine and PV.  $N_{WT}$  is number of wind turbine, meanwhile  $P_{WT}$  is the amount of power generated by the wind turbine.  $N_{PV}$  is the number of solar panels,  $P_{PV}$  is the amount of power generated by solar panels.

### Constraint

The constraint to be considered in optimization is the power balance. By referring to objective function main constraint is minimum and maximum scale from combined power generation. The study is to design a minimum limits variable to guarantee the complete system hybrid renewable supply to load, and the maximum limits are calculated for each power resource to fulfill load demand as formulated in Eqs. (8) and (9) [31].

$$(8) \quad N_{PV}^{min} \leq P_{PV} \leq N_{PV}^{max}$$

$$(9) \quad N_{WT}^{min} \leq P_{WT} \leq N_{WT}^{max}$$

Where  $N_{PV}$  and  $N_{WT}$  represent number of photovoltaic and wind turbine units respectively.

### BSG-Starcraft PSO

BSG-Starcraft PSO method is a meta-heuristic algorithm which is used to optimize the size of renewable energy plants in this paper. The development of this algorithm is based on PSO. To obtain the best value solution, application of BSG-Starcraft PSO algorithm is done through several steps [32]. The first step is the position, velocity, and weight of inertia on all particles in the set that are initialized. The position and velocity of particle in iteration  $j$  in the  $n$ -dimensional search space are as follows.

$$x_i^j = (x_{i,1}^j, x_{i,2}^j, \dots, x_{i,n}^j) = (p_1, p_2, \dots, p_n) \text{ and } v_i^j = (v_{i,1}^j, v_{i,2}^j, \dots, v_{i,n}^j)$$

The initial position  $x_i^0$  and velocity  $v_i^0$  are randomly generated particles within the range defined below:

$$(10) \quad x_i^0 = x_{min} + \text{rand}(x_{max} - x_{min})$$

$$(11) \quad v_i^0 = v_{min} + \text{rand}(v_{max} - v_{min})$$

where  $x_{min}$  and  $x_{max}$  values are maximum and minimum of random positions  $x$  respectively. The value at  $v_{max}$  is the maximum velocity  $v$  and  $v_{min}$  is the minimum velocity  $v$  randomly of values of  $v$ . Weight inertia ( $w$ ) is calculated as in Eq. (12)

$$(12) \quad w^j = w_{max} - j \left( \frac{w_{max} - w_{min}}{j_{max}} \right)$$

where  $w_{max}$  and  $w_{min}$  are the maximum and minimum values, respectively.

The second step is to find the best position of particle  $i$  from  $P_{best}$  and the best position  $G_{best}$  and to find the smallest value of  $P_{best}$  for the best value determined by  $G_{best}$ . The smallest value of the  $P_{best,i}$  is the best solution of  $G_{best}$ .

The third step is to determine the value of  $G_{best}$  as the operator  $X$  carrier. The  $X$  carrier iteration to send some raptors called raptors with a probability of 0.9. At position  $k$  in iteration  $j$  in the search space with the equation below.

$$(13) \quad \Delta p_{raptor,k}^j = \sum_{l=1}^n \sqrt{(P_{CG,k} - P_{l,j})^2}$$

where  $n$  the number of raptors. When the raptor is at a better position than the X carrier, this condition become with a vector jump. The best position the raptor will be the solution for optimization.

Next, the fourth and fifth steps are finding the best solution of the position and velocity of particle  $i$  according to the procedure as below.

$$(14) \quad x_i^{j+1} = x_i^j + v_i^{j+1}$$

$$(15) \quad v_i^{j+1} = w^j v_i^j + c_1 r_1 (P_{Best,j} - x_i^j) + c_2 r_2 (G_{Best} - x_i^j)$$

where  $c_1$  and  $c_2$  are vectors of self-confidence and swarm factors,  $r_1$  and  $r_2$  are random of numbers between 0 and 1. Parameters according to the BSG-Starcraft PSO are used to get the optimal solution. The number of particles and raptors in the iteration setting of 30 the maximum and minimum inertia weight between 0.4 and 0.9. The  $c_1$  is 1.5 and  $c_2$  is 2. The iterations running on the program are 20 for optimal sizing of wind turbines and solar panels using BSG-Starcraft PSO.

Figure 3 shows the flowchart of BSG-Starcraft PSO. The first step of the algorithm determines parameters such as

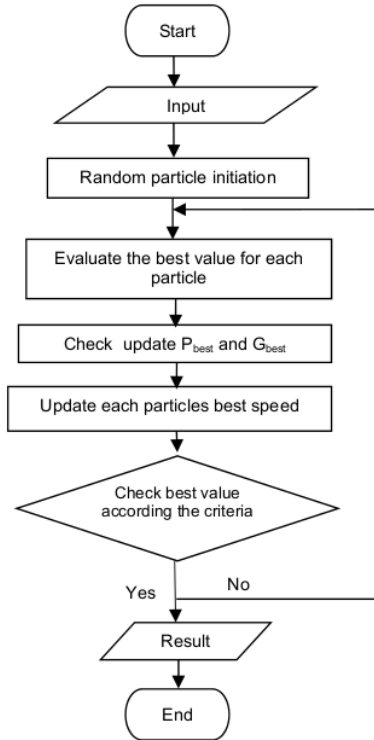


Fig. 3. Flowchart BSG-Starcraft PSO.

population size, particle dimension, and maximum iteration that are initialized. The second step evaluates the fitness value for each particle and the best value to records  $P_{best}$  and  $G_{best}$ . The third step updates particle using the BSG-Starcraft PSO formula. The algorithm terminates and

gives the output optimal if the algorithm reaches the best value of the criteria. Otherwise, the algorithm iterates again to the second step.

### Discussion and analysis

The potential data for renewable energy in the Tangkeno area of Kabaena Island, Indonesia was taken from NASA [33]. For Tangkeno the latitude is  $5^{\circ}15'57.21''S$ , whereas longitude is  $121^{\circ}57'11.04''E$ . The total load is 80 kW. The used PV panel and wind turbine are given in the Table 3 and Table 4.

Table 3. PV panel data

Type power source	PV Panel
Type PV	Polycrystalline
Power	300 W
NOTC	45°
Isc	0.27 A
$A_{pv}$	1.9433 m

Table 4. Wind turbine data

Type power source	Wind generator
Power	500 W
Starting wind speed	1 m/s
Wind speed rating	10 m/s
Working at wind speed	1-25 m/s

Figures 4-6 show typical values for wind speed (m/s), temperature ( $^{\circ}C$ ), and solar irradiation ( $kWh/m^2$ ) in the studied area for year 2016, respectively. Meanwhile Fig. 7 shows electric power generated from wind turbine and Fig. 8 from PV system. Based on the data, simulation is done by using BSG-Starcraft PSO method to find optimal configuration for the developed microgrid system. Next, obtained result is compared with PSO method to examine performance of the proposed algorithm as seen in Table 5. Convergence processes for the two methods are given in Figs. 9 and 10.

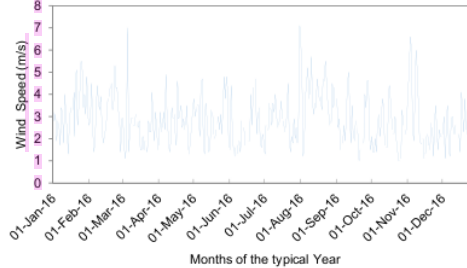


Fig. 4. Typical wind speed in the studied area.

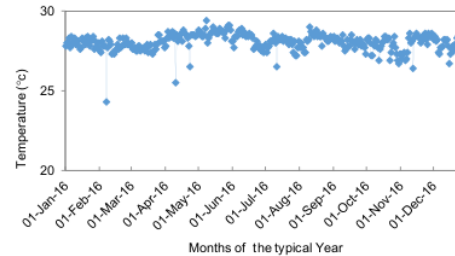


Fig. 5. Typical temperature values in the studied area.

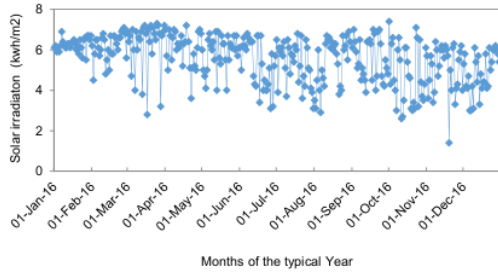


Fig. 6. Variation of solar radiation values.

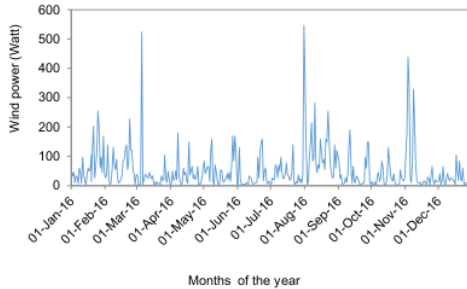


Fig. 7. Wind electrical power output at Tangkeno.

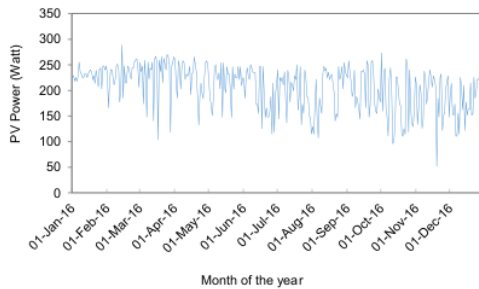


Fig. 8. Solar irradiation electrical power output at Tangkeno.

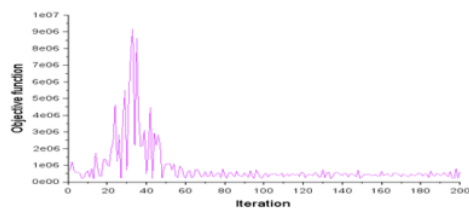


Fig. 9. The convergence process with PSO.

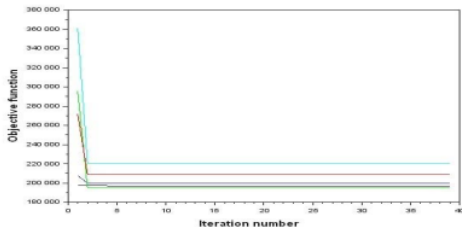


Fig. 10. The convergence process with the BSG-Starcraft PSO.

Table 5. Optimization results for PSO and BSG-Starcraft PSO

Algorithm	Number of Wind Turbin ( $N_w$ )	Number of PV panels ( $N_{pv}$ )	Power combined generation $P_{max}$ (kW)
PSO	52.92	220.85	52.59
	53	221	
BSG-Starcraft PSO	26.89	230.62	49.73
	27	231	

From Table 5, optimal results for proposed method is 27 for number of wind turbine and 231 for number of PV panels which will produce power around 50 kW. Meanwhile for PSO method is 53 for number of wind turbine and 221 for PV panel with produced power around 53 kW. As the limit for microgrids is 50 kW, the results indicate that BSG-Starcraft PSO is better than the conventional PSO algorithm. Next for backup, the capacity of used battery can be calculated as follows.

$$Cb = \frac{537,070 \times 4}{0,75 \times 0,85 \times 12} = 280,828,0 \text{ Ah}$$

The battery capacity used is 280,828,0 Ah, number of batteries is 1404 units, and the converter capacity is based on the peak load of 89,678 kW or 90 kW.

### Conclusion

This paper proposed a metaheuristic approach namely BSG-Starcraft PSO algorithm to find optimal solution in planning an isolated microgrid system to serve load for Tangkeno area of Kabaena Island, Indonesia which consists of photovoltaic (PV), wind turbine (21), micro-hydro and battery as backup. To examine the performance of the proposed method, the result is compared with PSO algorithm. From simulation, BSG-Starcraft PSO algorithm gives better and faster solution than PSO method. It is found that to get optimal configuration to serve load around 50 kW in Tangkeno area, the number of wind turbine and PV panel needed for microgrid system is 27 and 231, respectively. Meanwhile the rest of the load (30 kW) will be served by micro-hydro generator. Basically, this system has reliability as it uses also a micro-hydro generator and 9 as a battery as a backup in case of a lack of electric power produced by renewable energy sources in the system.

**Authors:** Mansur, M.T., Department of Electrical Engineering, University of Hasanuddin, Gowa Campus – 92171, Indonesia, Department of Electrical Engineering, Halu Oleo University, 93232 Kendari, Indonesia, E-mail: mansur\_naufal@yahoo.com; Prof. Dr. Salama Manjang, Department of Electrical Engineering, University of Hasanuddin, Gowa Campus – 92171, Indonesia, E-mail: salamamanjang@unhas.ac.id; Ardiaty Arief, Ph.D, Department of Electrical Engineering, University of Hasanuddin, Gowa Campus – 92171, Indonesia, Centre for Research and Development on Energy and Electricity, Hasanuddin University, 90245 Makassar, Indonesia, E-mail: ardiaty@eng.unhas.ac.id; Yusri Syam Akil, 35 D, Department of Electrical Engineering, University of Hasanuddin, Gowa Campus – 92171, Indonesia, E-mail: yusakil@unhas.ac.id.

### REFERENCES

- [1] Duchaud J.L., Notton G., Fouilloy A., Voyant C., Wind, solar and battery micro-grid optimal sizing in Tilos Island, *Energy Procedia*, 159(2018), 22- 27.
- [2] Tooryan F., Collins E.R., Ahmadi A., Rangarajan S.S., Distributed generators optimal sizing and placement in a microgrid using PSO, *IEEE 6th International Conference on Renewable Energy Research and Applications (ICRERA)*, 2017, 614- 619.
- [3] Quoc D.P., Chan V.N., Dinh T.N., The T.N., Chi H.L., Optimal design combined with power management for stand-alone

- microgrid, *IEEE Region 10 Conference (TENCON)*, 2016, 1450-1455.
- [4] Nappu M.B., Arief A., Bansal, R.C., Transmission management for congested power system: A review of concepts, technical challenges and development of a new methodology, *Renewable and Sustainable Energy Reviews*, 38(2014), 572-580.
  - [5] Bhattacharjee S., Acharya S., PV-wind hybrid power option for a low wind topography, *Energy Conversion and Management*, 89(2015), 942-954.
  - [6] Dali A., Abdelmalek S., Nekkache A., Bouharchouche, A., Development of a sizing interface for photovoltaic-wind microgrid based on PSO-LPSP optimization strategy, *Proc. of International Conference on Wind Energy and Applications in Algeria (ICWEAA)*, 2018, pp.1-5.
  - [7] Aznavi S., Fajri P., Asrari A., Sazehgar R., Energy management of multi-energy storage systems using energy path decomposition, *Proc. of IEEE Energy Conversion Congress and Exposition (ECCE)*, 2019, 1-6.
  - [8] Xie X., Wang H., Tian, S., Liu Y., Optimal capacity configuration of hybrid energy storage for an isolated microgrid based on QPSO algorithm, *Proc. of IEEE 5th International Conference on Electricity and Power Technologies*, 2015, 2094-2099.
  - [9] Baygi S.M.H., Elahi A., Karsaz A., A novel framework for optimal sizing of hybrid stand-alone renewable energy system: A gray wolf optimizer, *Proc. of 3rd Conference on Swarm Intelligence and Evolutionary Computation (CSIEC)*, 2018, 1-6.
  - [10] Singh G., Baredar P., Sing A., Kurup D., Optimal sizing and location of PV, wind and battery storage for electrification to an island: A case study of Kavaratti, Lakshadweep, *Journal of Energy Storage* 12(2017), 78-86.
  - [11] Nappu M.B., Arief A., and Duhri A.S., Economic emission dispatch for thermal power plant in Indonesia, *International Journal of Smart Grid and Clean Energy*, 8(2019), No.4, 500-504.
  - [12] Nappu M.B., Arief, A., Bahtiar M.I., Strategic placement of capacitor and DG for voltage improvement after large penetration of renewable energy power plant: An Indonesian study, *Proc. of the 7th International Conference on Renewable Energy Research and Application (ICRERA)*, 2018, 1-6.
  - [13] Sasidhar K., Kumar, B. J., Optimal sizing of PV-wind hybrid energy system using genetic algorithm (GA) and particle swarm optimization (PSO), *International Journal of Science, Engineering and Technology Research*, 4(2015), No. 2, 354-358.
  - [14] Alawani H.S., Kimball J.W., Optimal sizing of a wind/solar/battery hybrid microgrid system using the forever power method, *Proc. of Seventh Annual IEEE Green Technologies Conference*, 2015, 29-35.
  - [15] Samy M.M., Barakat S., Ramadan H.S., A Flower Pollination Optimization Algorithm for an Off-Grid PV-Fuel Cell Hybrid Renewable System, *International Journal of Hydrogen Energy*, 44(2019), No. 4, 2141-2152.
  - [16] Rahmani R., Khairuddin A., Cherati S.M., Pesaran H.A.M., A novel method for optimal placing wind turbines in a wind farm using particle swarm optimization (PSO), *Conference Proceedings IPEC*, 2010, 1-6.
  - [17] Tao Y., Hao B., Chen X., Chen H., Shi J., Optimal capacity design for solar combined cooling heating and power system with energy storage, *Proc. of 2nd IEEE Conference on Energy Internet and Energy Sistem Integration*, 2018, 1-5.
  - [18] Dawoud M.S., Lin X., Okba I.M., Hybrid renewable microgrid optimization technique review, *Renewable and Sustainable Energy Reviews*, 82(2018), 2039-2052.
  - [19] Arief A., Nappu, M.B., Rachman, S.M., Photovoltaic allocation with tangent vector sensitivity, *International Journal on Energy Conversion (IRECON)*, 8(2020), No. 3, 1-10.
  - [20] Arief A., Nappu, M.B., Rachman S.M., Darusman M., Optimal photovoltaic placement at the South Sulawesi power system for stability improvement, *Proc. of the 4th International Conference on Information Technology, Computer and Electrical Engineering (ICITACEE)*, 2017, 1-6.
  - [21] Arief A., Dong Z.Y., Nappu M.B., Gallagher M., Under voltage load shedding in power systems with wind turbine driven doubly fed induction generators, *Electric Power Systems Research*, 96(2013), 91-100.
  - [22] Ajami W. A., Arief A., Nappu M.B., Optimal power flow for power system interconnection considering wind power plants intermittency, *International Journal of Smart Grid and Clean Energy*, 8(2019), No. 3, 372-376.
  - [23] Akram U., Khalid M., Shafiq S., Optimal sizing of a wind/solar/battery hybrid grid-connected microgrid system, *IET Renewable Power Generation*, 12(2017), 72-80.
  - [24] Kharrich M., Sayouti Y., Akherraz M., Optimal microgrid sizing and daily capacity stored analysis in summer and winter season, *Proc. of 4th International Conference on Optimization and Applications (ICOA)*, 2018, 1-6.
  - [25] Potli M., Damodharam Y., Balachandra J.C., Optimal sizing of wind/solar/hydro in an isolated power system using SMUGF based FPA, *Proc. of 3rd International Conference on Advanced Computing and Communication System (ICACCS)*, 2016, 1-6.
  - [26] Nazir R., Laksono H.D., Walidi E.P., Ekaputra E., Coveria P., *Renewable energy sources optimization: A micro-grid model design*, *Energy Procedia*. 52(2014), 316-327.
  - [27] Jayachadran M., Ravi G., *Design and optimization of hybrid micro-grid system*, *Energy Procedia* 117(2017), 95-103.
  - [28] Kahar B., Study and modeling of energy supply on the island of Moti Ternate city based on renewable energy, 2016, Institut Teknologi Surabaya.
  - [29] Pranoto S., Okamoto S., Lee J H., Shiraishi A., Sakane Y., Ohashi Y., Determining frictional characteristics of human ocular surfaces by employing BSG-Starcraft of particle swarm optimization, *Journal of Biomedical Engineering and Biosciences (JBEB)*, 4(2017), 43-59.
  - [30] Ashar A R., Modeling and Optimization of Microgrids as Alternative Energy Sources at Campus 2 Ujung Pandang State Polytechnic, Thesis unpublished, 2019, Hasanuddin University.
  - [31] Fathy A., A reliable methodology based on mine blast optimization algorithm for optimal sizing of hybrid PV-wind-FC System for remote area in Egypt, *Renewable Energy*, 95(2016), 367-380.
  - [32] Pranoto S., Okamoto S., Kataoka R., Lee J H., Shiraishi A., Sakane Y., Yamaguchi M., Ohashi Y., Development of ocular surface tribometer and friction characteristics of human ocular surface, *International Journal of Bioscience, Biochemistry and Biophysics*, 8(2018), No.2, 89-99.
  - [33] NASA Atmospheric Science Data Centre, Available: <http://coswe.larc.nasa.gov/>.

ORIGINALITY REPORT

---

13%

SIMILARITY INDEX

9%

INTERNET SOURCES

10%

PUBLICATIONS

4%

STUDENT PAPERS

---

PRIMARY SOURCES

---

1

Submitted to Universiti Teknologi Petronas

Student Paper

1%

---

2

Sarwo Pranoto, Shingo Okamoto, Ryoichiro Kataoka, Jae Hoon Lee et al. "Development of Ocular Surface Tribometer and Frictional Characteristics of Human Ocular Surface", International Journal of Bioscience, Biochemistry and Bioinformatics, 2018

Publication

1%

---

3

Muhammad Bachtiar Nappu, Ardiaty Arief, Muhammad Imran Bachtiar. "Strategic Placement of Capacitor and DG for Voltage Improvement after Large Penetration of Renewable Energy Power Plant: An Indonesian Study", 2018 7th International Conference on Renewable Energy Research and Applications (ICRERA), 2018

Publication

1%

---

4

coek.info

Internet Source

1%

---

dokumen.pub

5

Internet Source

<1 %

6

[jbeb.avestia.com](http://jbeb.avestia.com)

Internet Source

<1 %

7

[www.phd.etfbl.net](http://www.phd.etfbl.net)

Internet Source

<1 %

8

Assembly Automation, Volume 33, Issue 4  
(2013-09-14)

Publication

<1 %

9

"Advanced Intelligent Systems for Sustainable  
Development (AI2SD'2018)", Springer Nature,  
2019

Publication

<1 %

10

M.M. Samy, S. Barakat, H.S. Ramadan.  
"Techno-economic analysis for rustic  
electrification in Egypt using multi-source  
renewable energy based on PV/ wind/ FC",  
International Journal of Hydrogen Energy,  
2019

Publication

<1 %

11

Umer Akram, Muhammad Khalid, Saifullah  
Shafiq. "An Improved Optimal Sizing  
Methodology for Future Autonomous  
Residential Smart Power Systems", IEEE  
Access, 2018

Publication

<1 %

[portal.arid.my](http://portal.arid.my)

12

Internet Source

&lt;1 %

13

[red.pe.org.pl](http://red.pe.org.pl)

Internet Source

&lt;1 %

14

[repository.lib.ncsu.edu](http://repository.lib.ncsu.edu)

Internet Source

&lt;1 %

15

N.Pradeep Kumar, K. Balaraman, Chandra Shekar Reddy Atla. "Optimal mix of wind-solar PV hybrid power plant with minimum variability", 2016 IEEE 6th International Conference on Power Systems (ICPS), 2016

Publication

&lt;1 %

16

Singh, Shakti, Mukesh Singh, and Subhash Chandra Kaushik. "Feasibility study of an islanded microgrid in rural area consisting of PV, wind, biomass and battery energy storage system", Energy Conversion and Management, 2016.

Publication

&lt;1 %

17

[autodocbox.com](http://autodocbox.com)

Internet Source

&lt;1 %

18

[mdpi.com](http://mdpi.com)

Internet Source

&lt;1 %

19

[aip.scitation.org](http://aip.scitation.org)

Internet Source

&lt;1 %

[www.pe.org.pl](http://www.pe.org.pl)

20

Internet Source

&lt;1 %

21

[www.researchgate.net](http://www.researchgate.net)

Internet Source

&lt;1 %

22

Ajay Kumar Bansal. "Sizing and forecasting techniques in photovoltaic-wind based hybrid renewable energy system: A review", Journal of Cleaner Production, 2022

Publication

&lt;1 %

23

R. Nazir, H.D. Laksono, E.P. Walidi, E. Ekaputra, P. Coveria. "Renewable Energy Sources Optimization: A Micro-Grid Model Design", Energy Procedia, 2014

Publication

&lt;1 %

24

[crimsonpublishers.com](http://crimsonpublishers.com)

Internet Source

&lt;1 %

25

[rep.polessu.by](http://rep.polessu.by)

Internet Source

&lt;1 %

26

B. Türkay, A. Y. Telli. "An Economic Analysis of Grid-connected Hybrid Energy Systems", Energy Sources, Part B: Economics, Planning, and Policy, 2011

Publication

&lt;1 %

27

Chunming Liu, Kaisheng Sun, Ruiyue Li. "Adaptive power allocation strategy for hybrid energy storage system based on Hilbert-

&lt;1 %

Huang transform", 2020 12th IEEE PES Asia-Pacific Power and Energy Engineering Conference (APPEEC), 2020

Publication

28

Jiuchun Jiang, Caiping Zhang. "Battery State Estimation", Wiley, 2015

Publication

<1 %

29

Mohammed Kharrich, Omar Hazem Mohammed, Mohammed Y. Suliman, Mohammed Akherraz. "A Review on Recent Sizing Methodologies for Hybrid Microgrid Systems", International Journal on Energy Conversion (IRECON), 2019

Publication

<1 %

30

[eprints.utas.edu.au](http://eprints.utas.edu.au)

Internet Source

<1 %

31

[iopscience.iop.org](http://iopscience.iop.org)

Internet Source

<1 %

32

[network.bepress.com](http://network.bepress.com)

Internet Source

<1 %

33

[www.clickbank.com](http://www.clickbank.com)

Internet Source

<1 %

34

[www.gei-journal.com](http://www.gei-journal.com)

Internet Source

<1 %

35

[www.red.pe.org.pl](http://www.red.pe.org.pl)

Internet Source

<1 %

36

Diriba Kajela Geleta, Mukhdeep Singh  
Manshahia. "Gravitational search algorithm -  
based optimization of hybrid wind and solar  
renewable energy system", Computational  
Intelligence, 2020

Publication

---

<1 %

---

Exclude quotes      On

Exclude matches      < 5 words

Exclude bibliography      On